




## Alumina Crucible(Semicircular bottom Models No)

Model	Outer L(mm)	outer W(mm)	H (mm)	with Lid	Picture
SAD601	250	40	18	No	 
SAD602	100	65	30	no	
SAD603	100	50	30	no	
SAD604	100	40	25	Lid	
SAD605	100	40	20	Lid	
SAD606	100	30	20	Lid	
SAD607	100	20	20	Lid	
SAD608	100	20	15	Lid	
SAD610	60	54	24	Lid	
SAD611	65	25	16	no	
SAD612	55	35	22	no	
SAD613	40	35	25	no	
SAD614	40	25	17	no	
SAD615	38	34	18	no	

## Alumina Crucible(Rectangle with hole Models No)

Model	Outer L(mm)	outer W(mm)	H (mm)	Picture
SAD401	100	84	35	
SAD402	100	56	35	
SAD403	100	43	26	
SAD404	100	27	27	
SAD405	100	24	17	
SAD406	73	30	22	

## Alumina Crucible(Canoe shape Models No)

Model	Outer L(mm)	outer W(mm)	H (mm)	Picture
SAE501	115	30	20	
SAE502	97	77	12	
SAE503	88	15	9	
SAE504	77	13	8	
SAE505	60	11	8	
SAE506	44	11	8	
SAE507	40	10	7	
SAE508	39	10	6.5	
SAE509	27	7	6	