




## Alumina Crucible ( Column Models No )

Model	Capacity (ml)	outer diameter (mm)	Height (mm)	Picture
SAB201	1	11	20	
SAB202	3	16	28	
SAB203	5	14	44	
SAB204	5	28	17	
SAB205	8	16	56	
SAB206	10	20	50	
SAB207	10	30	28	
SAB208	15	23	60	
SAB209	20	35	30	
SAB210	30	40	35	
SAB211	40	35	58	
SAB212	45	35	70	
SAB213	60	40	70	
SAB214	80	75	27	
SAB215	90	50	60	
SAB216	120	50	80	
SAB217	120	90	35	
SAB218	150	50	100	
SAB219	200	60	100	
SAB220	250	60	120	
SAB221	300	70	100	
SAB222	300	80	80	
SAB223	300	95	60	
SAB224	400	70	120	
SAB225	400	75	120	
SAB226	500	85	140	
SAB227	600	100	100	
SAB228	800	115	110	
SAB229	1000	115	155	
Purity :		≥99.7%	4pt:	> 3500
Density:		3.85	kgf/Cm2:	30000
Water Absorption:		0	Working Temperature:	1700
Sintering Temperature		1800		
HV		70		